

Office of the Police and Crime Commissioner Information Document August 2024

Author: Office of the Police and Crime Commissioner
Sign Off – Force Exec : Fiona Dawson

Specified Information Order

Police and Crime Commissioners (PCCs) are required to publish certain information to allow the public to hold them to account.

Section 11(1) and (2) of The Police Reform and Social Responsibility Act 2011 requires an elected local policing body to publish any information specified by the Secretary of State by order.

The Elected Local Policing Bodies (Specified Information) Order 2011 ('the Order') sets out the information that must be published. Guidance on the order is published on gov.uk - [Guidelines for PCCs on publishing information - GOV.UK \(www.gov.uk\)](#)

Specified
Information
Order

<https://www.bedfordshire.pcc.police.uk/specified-information-order/>

Specified Information Order

The Elected Local Policing Bodies (Specified Information) (Amendment) Order 2021 ('the amending Order), which will come into force on 31 May 2021 provides that information relating to the force's performance against the Government's national priorities for policing.

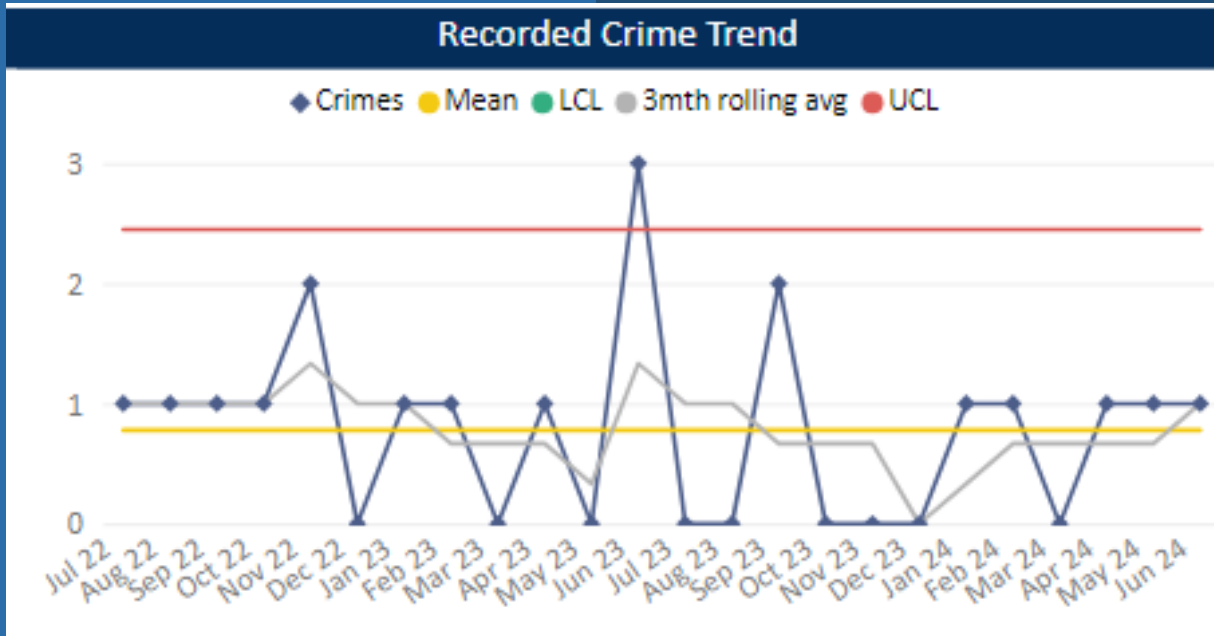
National priorities for policing

The national priorities for policing are specified in the Police and Crime Measures:

- reduce murder and other homicide;
- reduce serious violence;
- disrupt drugs supply and county lines;
- reduce neighbourhood crime;
- tackle cyber crime;
- and improve satisfaction among victims with a particular focus on victims of domestic abuse.

Measure Summary

Local Measures	Trend / Outlook	Benchmark
Police recorded Homicide offences	Deterioration	



This is in comparison to the previous quarter, as there were two homicides.

As of April the force is ranked 30th – 12mths to April 2024. In the OPCC report Q4 23-24 we were reporting being 26th so have seen a deterioration in our ranking.

Planned Action to Drive Performance

1. Homicide and joint Serious Violence reduction strategy has been collated into one and sits within the Serious Violence Board – strands include Mental Health, DA and Serious Violence.
2. The Force is working with the CofP around Homicide reduction and will be taking advantage of an additional 15 days support available.
3. Op Salus is the new operational name to combating Serious Violence and ASB jointly, implementing hotspot policing.

Comments

1. Three Homicides recorded in Q1, averaging one per month in 24-25.
2. One less Homicide recorded in 2024-25 so far compared to the previous year.

Financial Quarter	Crimes
2024/25 - Q1	3
Total	3

Measure Summary

Planned Action to Drive Performance

Local Measures

Trend / Outlook

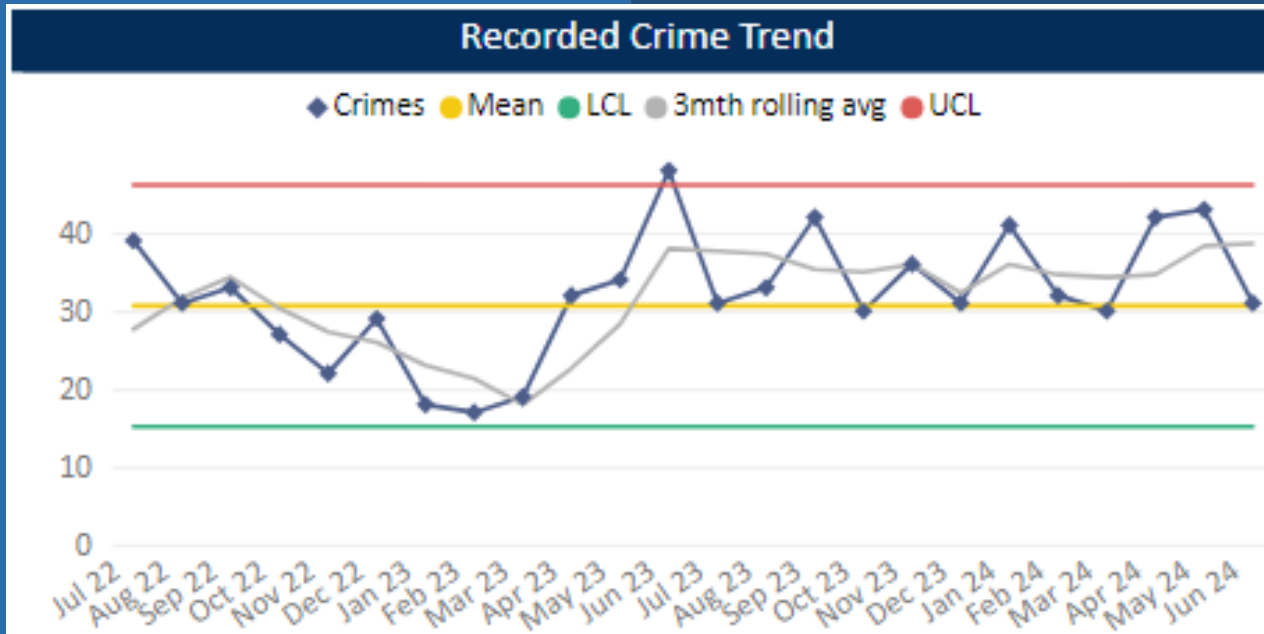
Benchmark

Police recorded Most Serious Violence offences

Solved Crimes

1. Op SOTERIA implementation is progressing to address Rape and SSO

2. VERU - Deploying Outreach Workers in park areas across Beds during the Summer. Reactivate Workers to target 18-25yrs whilst in custody to discuss pathways available to them to divert away from violence. Now have a Youth Intervention Adviser and VERU had a summer calendar of activities to divert youths away from violence and ASB



Comments

1. Most Serious Violence levels have remained high over the year so far, averaging 36 crimes per month.
2. Levels over the year have consistently been higher than average.
3. Beds is now equal to the MSG average.

Financial Quarter	Crimes
2024/25 - Q1	116
Total	116

Caveat: this data is based on local Bedfordshire force data and may not match nationally published data (police.uk or published stats from HO)

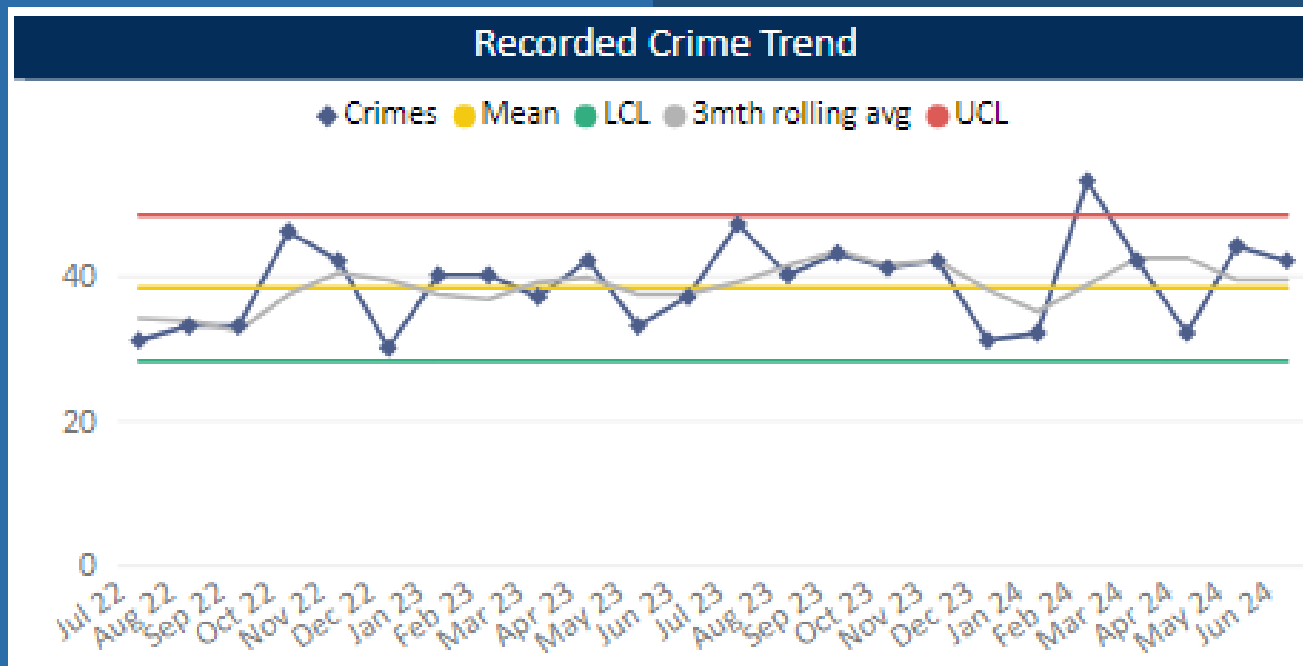
Measure Summary

Local Measures	Trend / Outlook	Benchmark
Number of Drug Trafficking offences	Reflects policing activity	

Planned Action to Drive Performance

1. Op JOULES - County line initiative.
2. Op COSTELLO dedicate team continues to enforce on large scale drug activity, with key focus on the professional enablers, linking into SOC Op KOALA

Trafficking of Drugs



Comments

1. Q1 recorded 118 Trafficking of Drugs offences, averaging 39 crimes per month 24/25. Down on the previous quarter but up on same time the previous year. Trafficking offences reflects proactive police activity.
2. Bedfordshire currently has 22 OCGs – this is a reduction on Q4 23-24 where 28 were recorded. The number of Street Gangs has increased from 8 to 11.
3. Currently 65 County Line operating 64 groups, 12mth average is 62.8 lines.

Caveat: this data is based on local Bedfordshire force data and may not match nationally published data (police.uk or published stats from HO)

There has been a lot of change over the past few months with new lines coming in under Op Joule (where we actively scan for and identify new lines). From now on in, it is likely that these numbers will stabilise.

Financial Quarter	Crimes
2023/24 - Q1	112
Total	112

Measure Summary

Local Measures	Trend / Outlook	Benchmark
Police recorded Residential Burglary offences (pre-April 23 definition)	Stable	
Police recorded Vehicle Crime offences	Stable	
Police recorded Personal Robbery offences	Stable	
Police recorded Theft from Person offences	Slight Deterioration	

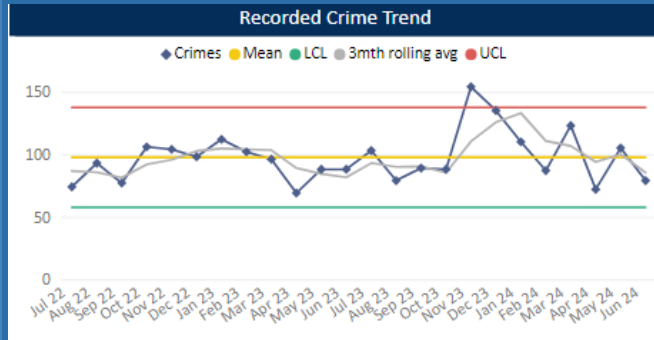
Planned Action to Drive Performance

1. Co-chaired Neighbourhood Crime meeting, focused on problem solving.
2. Op Troyes is the current force priority tackling Robberies across Luton and Bedford

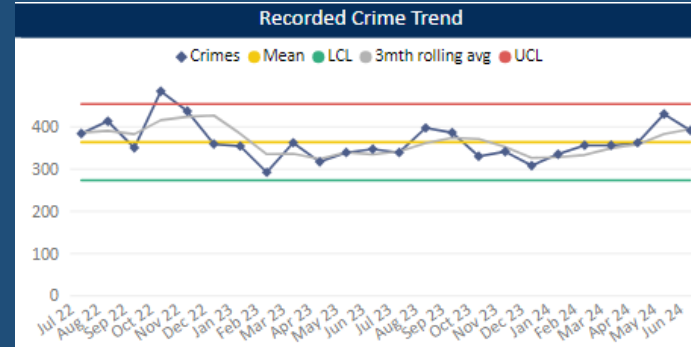
Comments

1. Q1 recorded 374 Residential Burglaries averaging 125 crimes a month 24/25. This is lower than the previous quarter but above the same period in the previous year. Solved rate for Q1 24-25 was 10.2%.
2. Vehicle Crime has increased compared to Q4, but comparable with previous quarters. Average 393 crimes per month 24/25. Has been above average since May.
3. Personal Robbery is similar to Q4. Q1 was higher than the same quarter in the 23-24 year. Average 47 crimes per month 24/25. Solved rate for Q1 24-25 was 5%.
4. 162 Theft from a Person during Q1, this is an increase compared to Q4 and above this time in the previous year. Levels have been above average across the quarter as a whole.

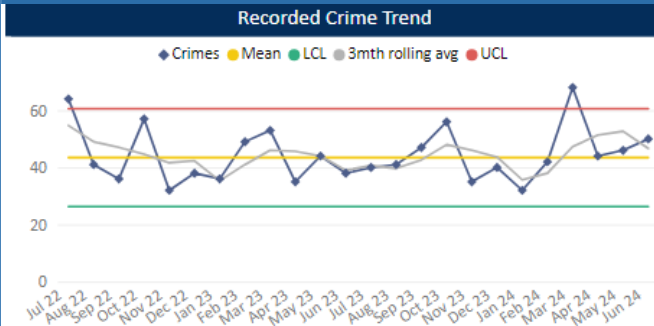
Burglary Residential



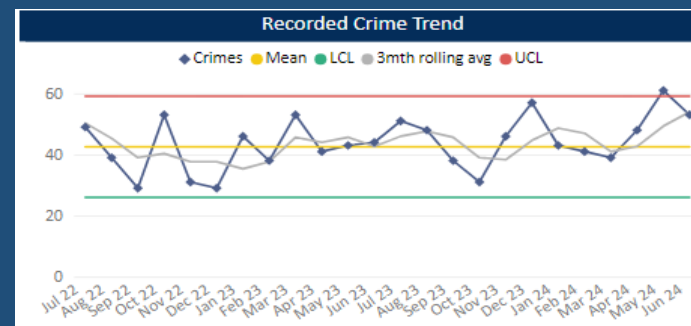
Vehicle Crime



Personal Robbery



Theft from Person



Measure Summary

Local Measures	Trend / Outlook	Benchmark
Investigate 100% of all cyber dependant crime disseminated to forced	Stable [100%]	Not available
Provide 100% of all cyber dependant crime victims with specialist advice	Stable [100%]	Not available
Action Fraud offences	Stable [100%]	Not available

Planned Action to Drive Performance

1. Fraud training delivered to First Contact teams in the FCC and Crime Bureau following an identified gap in knowledge and compliance with national protocols and HOCR.
2. Fraud training around investigation standards delivered to CID officers at the Annual CID Conference.
3. Dedicated D/Insp for the SFIU now in place.
4. Increased partnership working with Trading Standards on investigations and warrants. Both agencies now supporting each other on enforcement.

Comments

1. Serious Fraud Investigation Unit (SFIU) are taking part in OP HAECHEI 5 – an international operation with the aim of recovering monies sent overseas. 36 countries have signed up to the operation. City of London Police (CoLP) are the lead force.
2. SFIU took part in OP PICTUREHOUSE – General Election. A complaint has been made by the Conservative Party candidate which is now being investigated. CoLP aware and guidance being sought on how to progress.
3. Charges received for OP JACOBS, large-scale rogue trader fraud.
4. Bedfordshire Police are working towards the 4P plan that has been set by ERSOU following the launch of the national strategy of Cyber Crime, Fraud and Economic Crime.
5. Increased numbers of officers working towards Financial Intelligence Officer (FIO) training. This will increase the organisations capability of completing financial checks in a more timely fashion across more business areas.

Specified Information Order

HMICFRS reporting

The amending Order requires PCCs to publish the most recent HMICFRS force-level report on the effectiveness, efficiency and legitimacy of the police force.

The Order requires that PCCs publish the PEEL report for their force on their website, within one calendar month of its publication by HMICFRS.

<https://www.bedfordshire.pcc.police.uk/hmic-reports/>

Outstanding	Good	Adequate	Requires improvement	Inadequate
Managing offenders	Preventing crime	Protecting vulnerable people	Investigating crime	
	Treatment of the public		Responding to the public	
	Developing a positive workplace			
	Good use of resources			

Specified Information Order

Complaints handling

The Order provides that PCCs must publish the most recent IOPC quarterly complaints data for their force and the IOPC annual statistics report, alongside a narrative setting out how the PCC is holding the chief officer to account, and the PCC's assessment of their own performance in carrying out their other complaints handling functions.

Holding the chief officer to account

It is recommended that the narrative should include:

- How the force is measuring complainant satisfaction.
- Progress updates on implementing relevant recommendations made by the IOPC and/or HMICFRS in relation to complaints handling, or where recommendations were not accepted an explanation as to why.
- A summary of any mechanisms put in place to identify and act on themes or trends in complaints.
- A summary of systems in place to monitor and improve performance in the timeliness of complaints handling.
 - The number of written communications issued by the force under regulation 13 of the Police (Complaints and Misconduct) Regulations 2020 where an investigation has not been completed within a “relevant period”.
- Quality Assurance mechanisms in place to monitor and improve the quality of its responses to complaints.
- Details of the administrative arrangements the PCC has put in place to hold the chief constable to account for complaints handling e.g. frequency of meetings and a summary of discussions.

Specified
Information
Order

Complaints handling

<https://www.bedfordshire.pcc.police.uk/complaints-handling/>

<https://www.bedfordshire.pcc.police.uk/holding-force-to-account/>

Community policing

Community Policing Numbers:

	Inspector		Sergeant		Constable		PCSO	
	Budget	Actual	Budget	Actual	Budget	Actual	Budget	Actual
Hubs	7	7	14	14	77	63	42	34
Rural	0	0	1	1	9	8	1	0
Community Cohesion	0	0	1	1	2	3	3	2
Community Enforcement Team	0	0	1	1	9	6	0	0
Total	7	7	17	17	97	80	46	36

As per the previous month, Education and Diversion Team - budgeted spaces of 1 x sergeant, 4 x constable, 6 x PCSO. Their filled spaces total 1 x sergeant, 3 x constable, 3 x PCSO at present.

Community policing

Community Hubs

Hub	Sgts	PCs	PCSOs
North Rural	1/1	4/6	3/4
North Urban	3/3	10/14	4/8
Central North	2/2	10/10	6/6
Central South	3/3	15/18	7/5
Luton South, East and T/C	3/3	11/14	8/11
Luton North, West & Central	2/2	13/15	6/8
Total	14/14	63/77	34/42

Community policing

The Special Constabulary is a force of warranted, uniformed volunteer police officers. A key strength is that these volunteer officers are warranted constables, with all the powers of a regular police officer. Special constables' integration in the local communities in which they live, work and serve is a further strength, helping to build links between policing and communities.

We currently have established Special Constables in the following areas.

Bedfordshire Police currently has 57 Special Constables

SC - 51

Sgts – 4

Insp – 2

Hours in July 2024 = 1356

Community policing

Special Constabulary

- *Community North – 6*
- *Community South – 11*
- *Patrol North – 18*
- *Patrol South - 11*
- *LLA – 4*
- *RPU – 3*
- *Crime – 2*
- *HQ – 1*
- *Licencing – 1*

Recruitment and retention of police officers

Recruitment and Retention Numbers:

Police and Crime Commissioners have statutory responsibilities for delivering an efficient and effective police service. Our efficiency and effectiveness improves when the right level of resources are available and maximised.

The PCC wishes for his office to publish the monthly figures of the recruitment of officers.

POLICE OFFICER ACTUAL STRENGTH (FTE) vs BUDGETED ESTABLISHMENT (FTE) by RANK - FULL FORCE 31/07/2024

Includes Op Kenova Officers - as per HO counting rules

BEDFORDSHIRE	CONS	SGT	INSP	C/INSP	SUPT	C/SUPT	ACPO	TOTAL
Home Force	959.9	134.6	58.5	23.9	11.0	3.0	3.0	1193.9
Collaborated Share	125.1	47.0	8.0	7.0	1.0	2.0	1.0	191.1
ERSOU/CTP share	47.0	10.0	4.0	0.0	0.0	1.0	0.0	62.0
TOTAL STRENGTH	1132.0	191.6	70.5	30.9	12.0	6.0	4.0	1447.0
Budgeted Establishment	1102.0	211.0	75.0	25.0	12.0	4.0	4.0	1433.0
<i>Variance to Actual</i>	<i>30.0</i>	<i>-19.4</i>	<i>-4.5</i>	<i>5.9</i>	<i>0.0</i>	<i>2.0</i>	<i>0.0</i>	<i>14.0</i>

Career Break	External Secondment	FULL FORCE STRENGTH
3.7	4.0	1454.6

Note: Home Office/Uplift counting includes CB (i.e. Strength 1450.6)

Recruitment and retention of police officers

Recruitment and Retention Numbers:

Position Category	Total Starters Headcount	Starters (people from ethnic minority backgrounds) Headcount		Starters Female Headcount		Starters Under 24 Headcount		Starters 45+ Headcount		Starters (Declared Disability) Headcount	
Officer	12	0	0.00%	6	50.00%	3	25.00%	1	8.33%	1	8.33%
Staff	19	0	0.00%	14	73.68%	3	15.79%	5	26.32%	7	36.84%
Special	1	0	0.00%	0	0.00%	0	0.00%	0	0.00%	0	0.00%
SUM:	32	0	0.00%	20	62.50%	6	18.75%	6	18.75%	8	25.00%
Position Category	Total Leavers Headcount	Leavers (people from ethnic minority backgrounds) Headcount		Leavers Female Headcount		Leavers Under 24 Headcount		Leavers 45+ Headcount		Leavers (Declared Disability) Headcount	
Officer	8	1	12.50%	2	25.00%	0	0.00%	3	37.50%	2	25.00%
Staff	14	0	0.00%	9	64.29%	6	42.86%	4	28.57%	3	21.43%
Special	1	0	0.00%	0	0.00%	0	0.00%	0	0.00%	0	0.00%
SUM:	23	1	4.35%	11	47.83%	6	26.09%	7	30.43%	5	21.74%

Recruitment and retention of police officers

Recruitment and Retention Numbers:

The PCC has made an Equality Commitment and will work with representing bodies that support diverse groups within the Force to ensure we pick up on the earliest signs of discrimination and exclusionary practices which impact on disproportional outcomes in areas such as recruitment, promotions, career progression, disciplinaries and dismissals. The aim will be to address any identified disproportionality of outcomes for all of our staff.

The PCC wishes for his office to publish the monthly figures of the diversity of officers.

Victims at centre of the CJS

The PCC has requested information from the Force on a monthly basis surrounding Victim Satisfaction and how the Force deals with this and monitors this.

Victim Satisfaction

During July 2024, the Emerald Victim Satisfaction surveys have been suspended during the upcoming changes to the surveying process so there is nothing to report at this time.

Victims at centre of the CJS

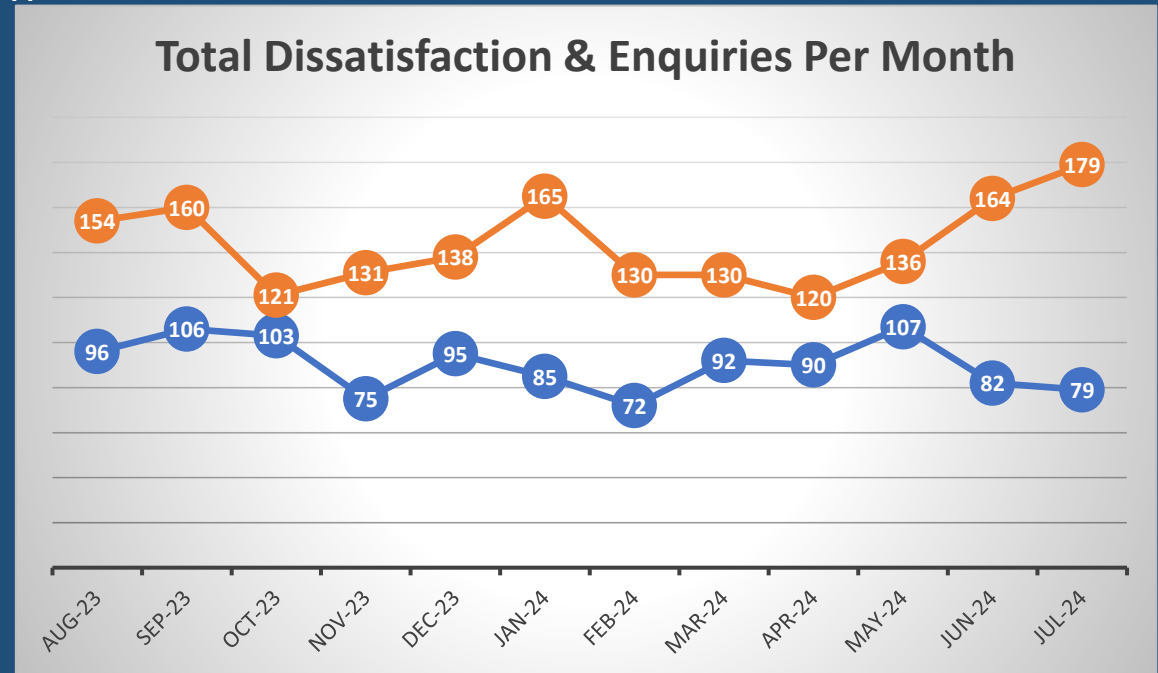
The PCC has requested information from the Force on a monthly basis surrounding Victim Satisfaction and how the Force deals with this and monitors this.

The force is developing its IT solution to automated victim satisfaction surveys and this is progressing well against the project plan. In the meantime, the force has limited capacity to complete such surveys, however can report:

Victim Dissatisfaction

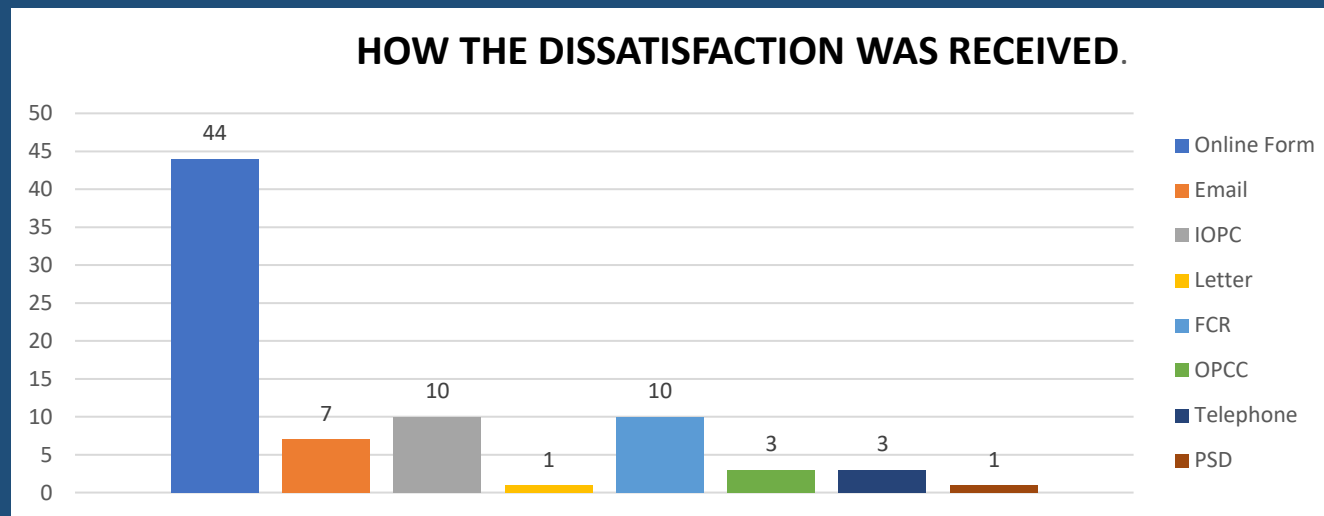
Orange – Enquiries Recorded

Blue - Dissatisfaction Recorded

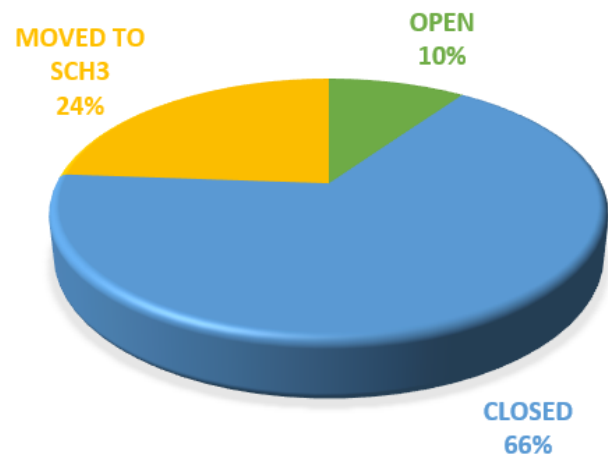


Victims at
centre of
the CJS.

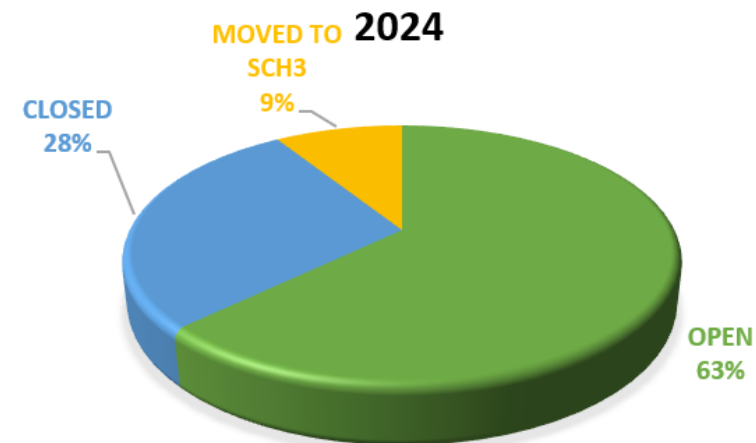
Victim Dissatisfaction



DISSATISFACTION STATUS ROLLING TWELVE MONTHS

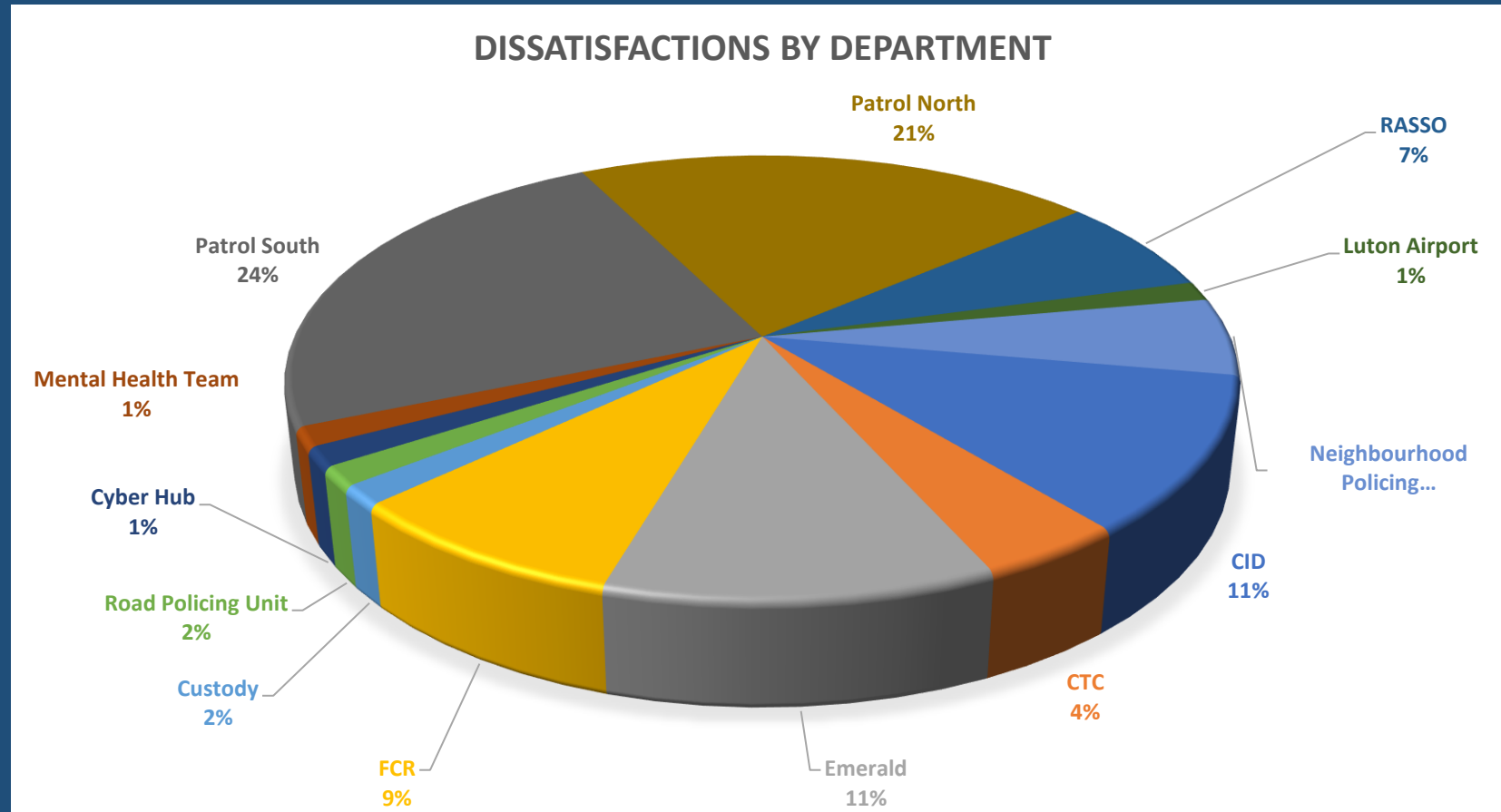


DISSATISFACTION STATUS FOR JULY



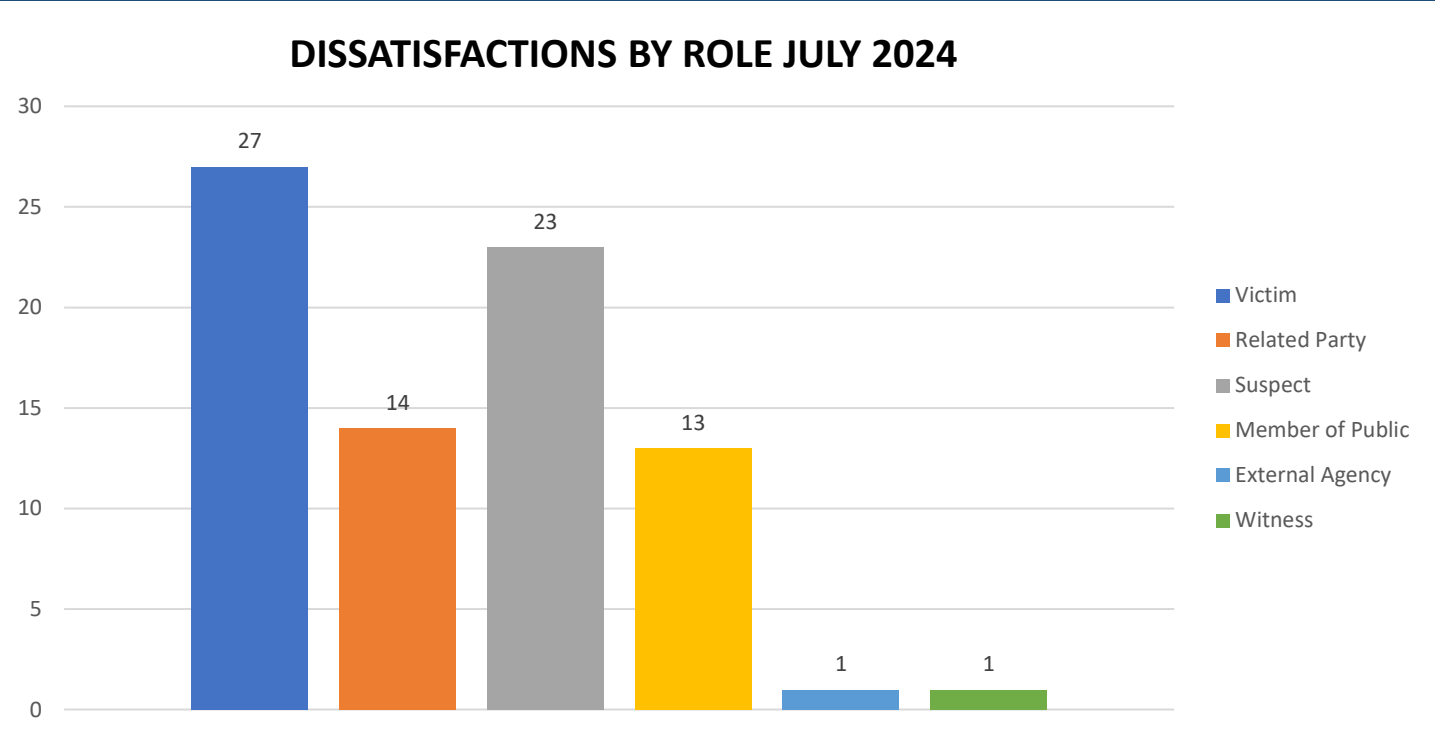
Victim Dissatisfaction

Victims at
centre of
the CJS



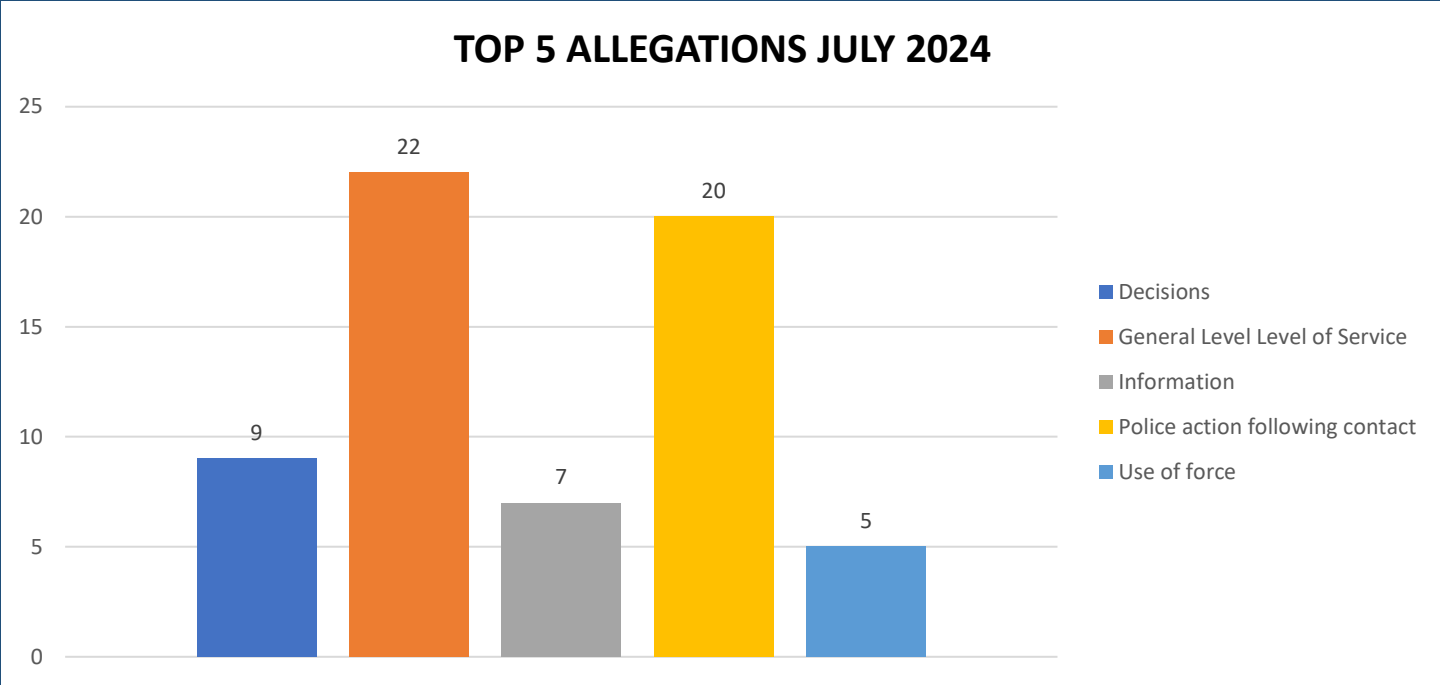
Victims at
centre of
the CJS

Victim Dissatisfaction



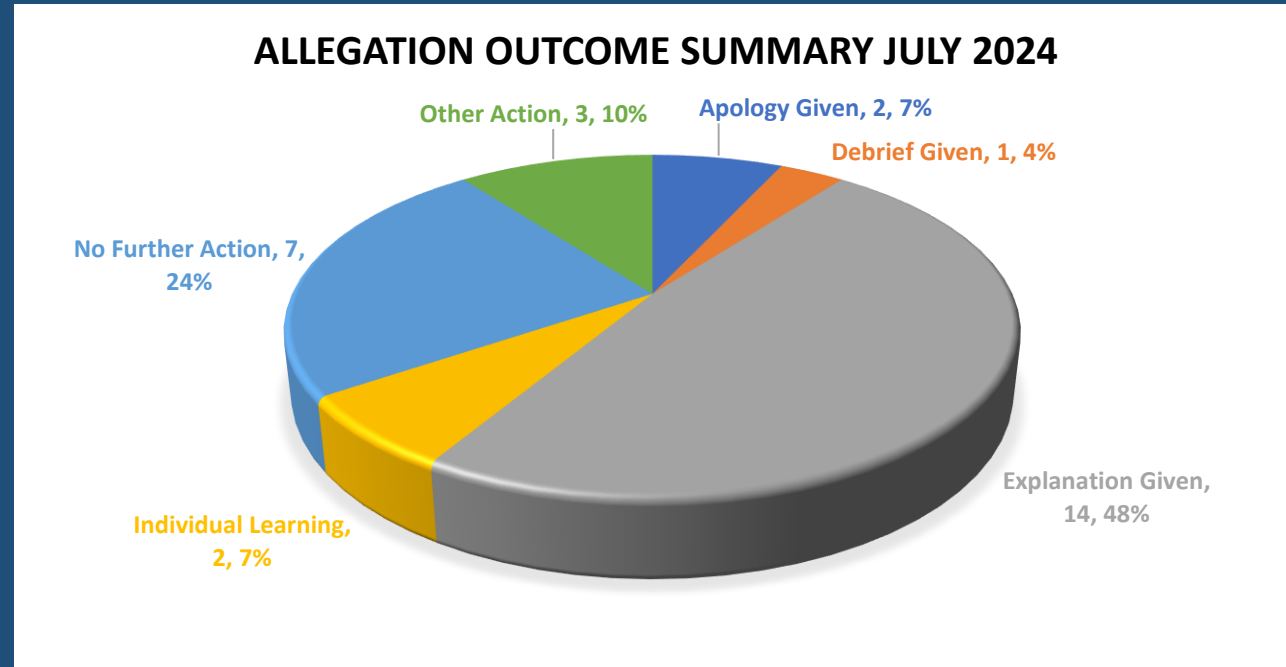
Victims at
centre of
the CJS

Victim Dissatisfaction



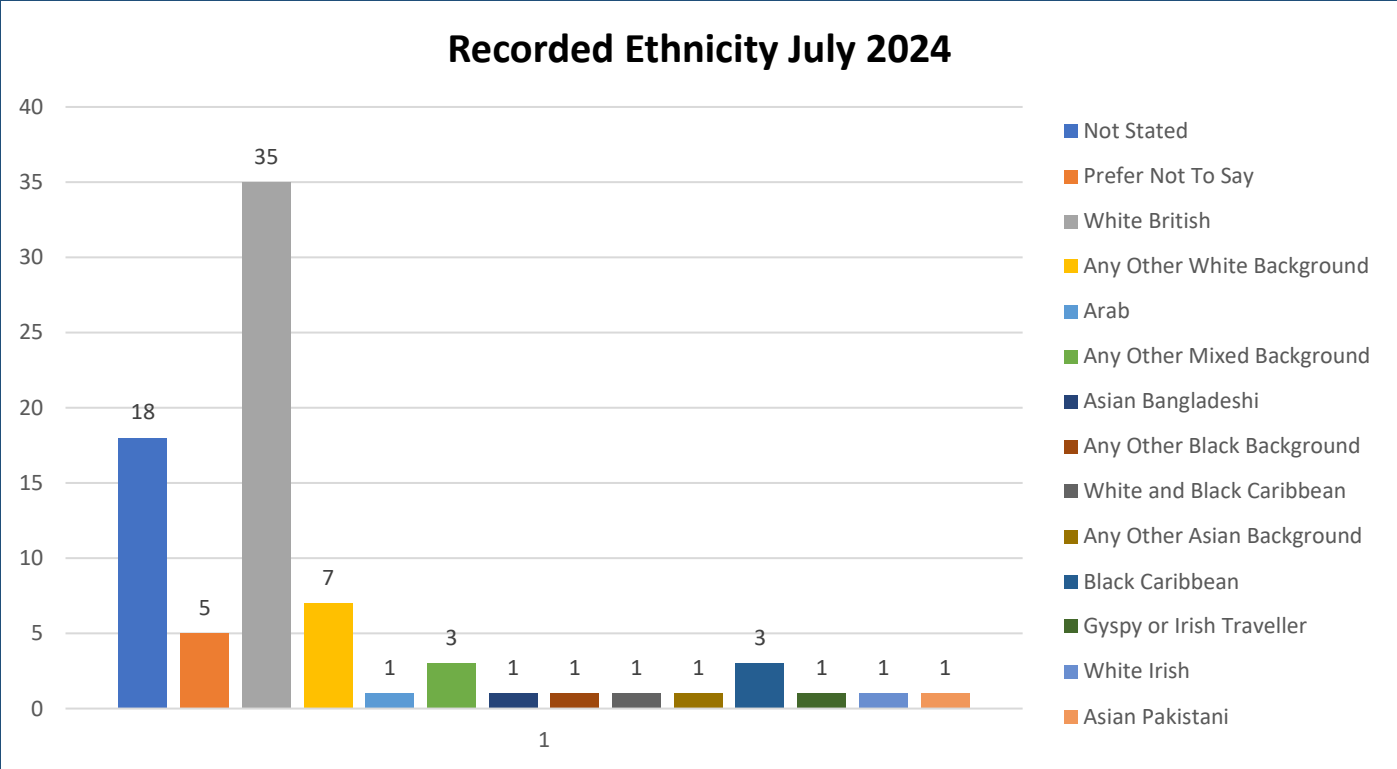
Victim Dissatisfaction

Victims at
centre of
the CJS



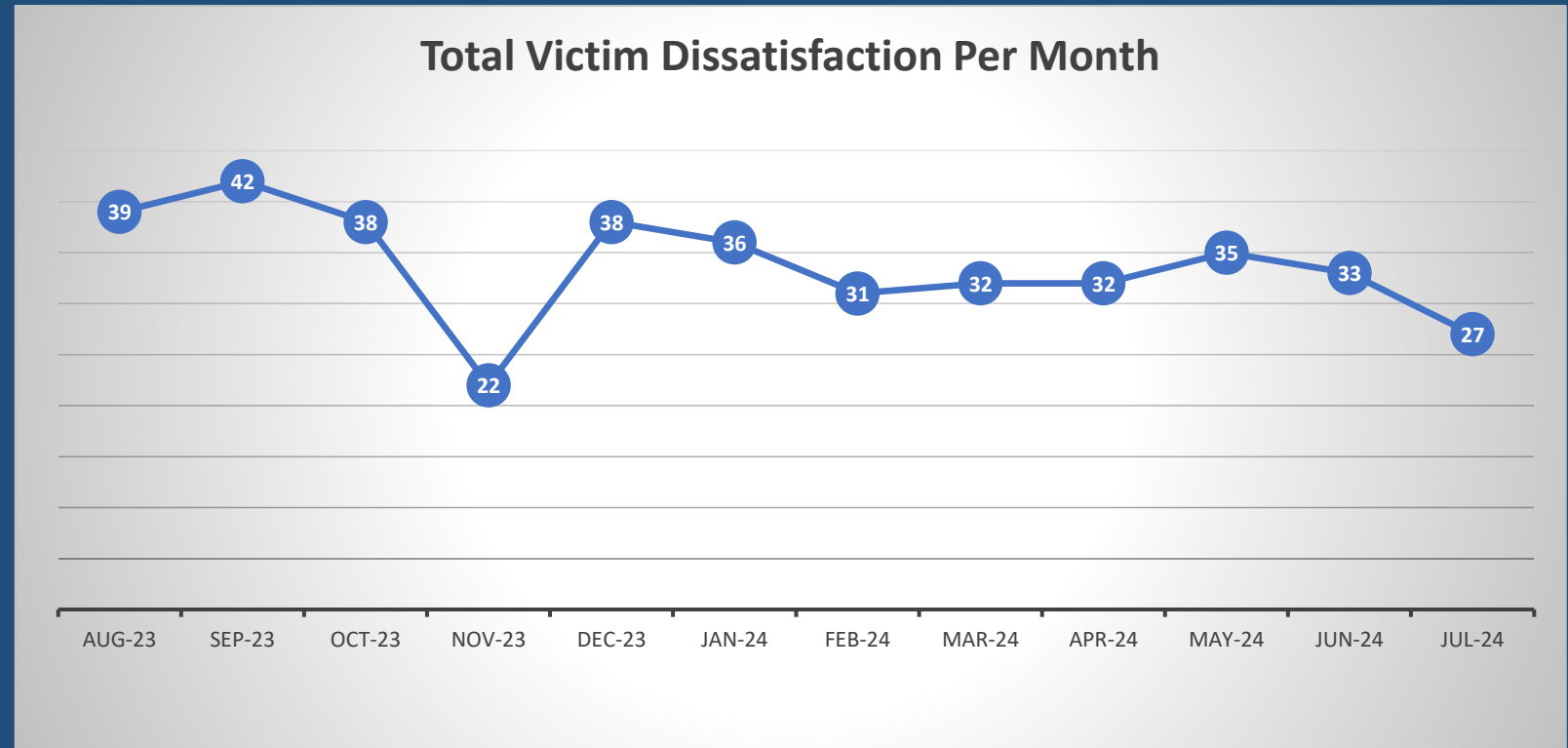
Victims at centre of the CJS

Victim Dissatisfaction



Victim Dissatisfaction

Victims at
centre of
the CJS



Transparency

The PCC has also requested for additional information to aid transparency of the Force and they fall under different headings in line with the pledge of being Transparent.

The PCC has pledged to invest to improve performance and wellbeing of staff in our Force Control Room

Force - Response times - 101 and 999 calls, July 2024

- *11,252 - 999 call answered, 363 average per day, 88.2% answered in 10 secs, 10s average wait time*
- *3,809 - 101 Priority, 123 average per day, 2m 16s average wait time*
- *5,790 - 101 Non-Priority, 187 average per day, 7m 25s average wait time*

999 performance data | [Police.uk \(www.police.uk\)](http://www.police.uk)

Transparency

The PCC has also requested for additional information to aid transparency of the Force and they fall under different headings in line with the pledge of being Transparent.

The PCC pledged that he would ensure that appropriate services are in place for victims within the power of the OPCC.

Clare's Law

The Domestic Violence Disclosure Scheme (DVDS), also known as "Clare's Law" enables the police to disclose information to a victim or potential victim of domestic abuse about their partner's or ex-partner's previous abusive or violent offending.

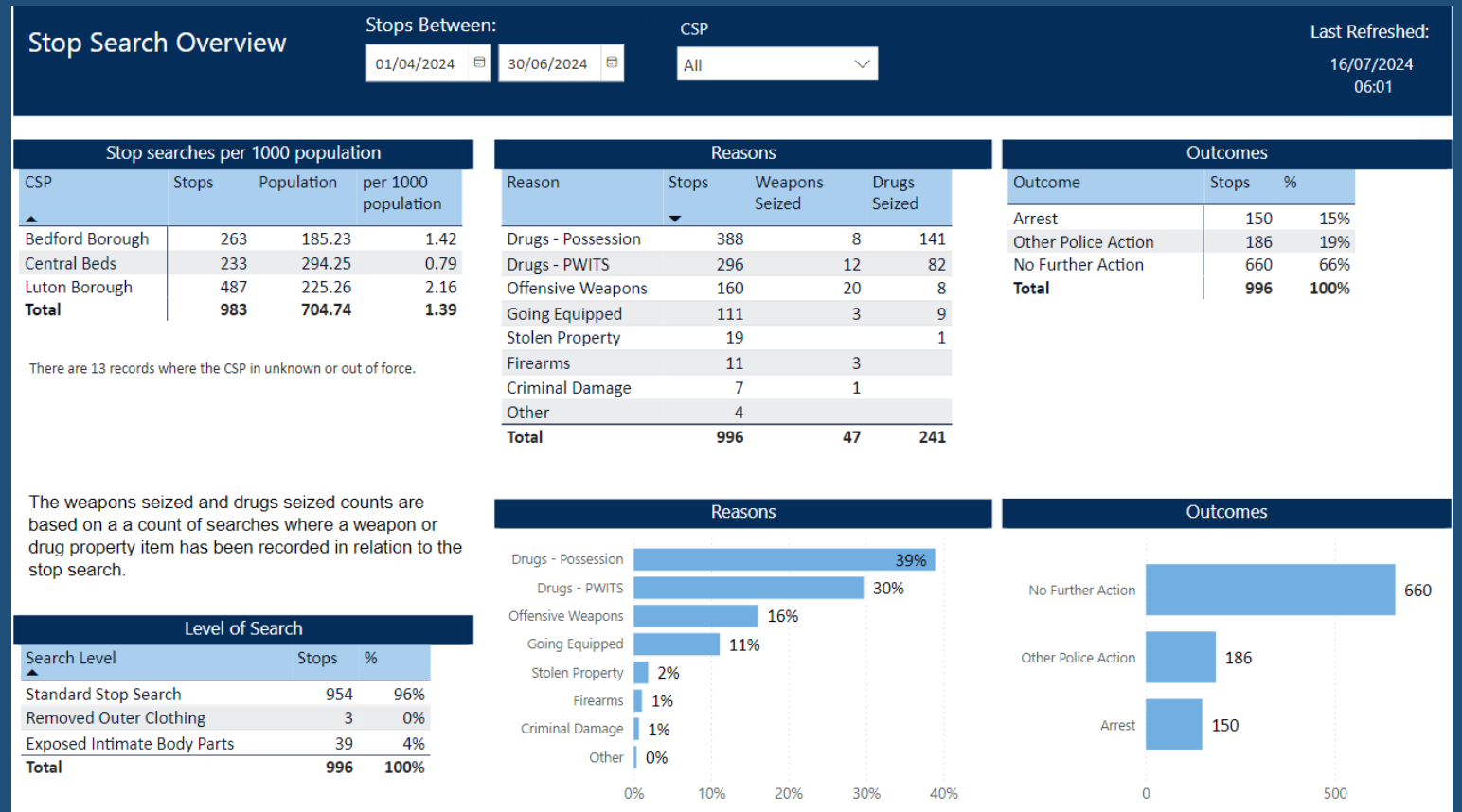
Clare's Law - number of requests and average length of time to respond to requests are on the next slide.

		Aug 2023	Sep 2023	Oct 2023	Nov 2023	Dec 2023	Jan 2024	Feb 2024	Mar 2024	Apr 2024	May 2024	Jun 2024	Jul 2024
Requested in Month	Total Requests	42	42	43	36	37	55	93	101	78	75	50	72
	Right to Ask	26	30	24	23	18	37	37	55	36	47	26	41
	Right to Know	16	12	19	13	19	18	56	46	42	28	24	31
	Filed	42	42	43	36	37	55	93	100	76	75	50	62
	Outstanding								1	2			10
Disclosed in Month	Right to Ask	11	8	8	3	11	12	15	23	29	16	12	9
	Right to Know	9	5	5	9	7	17	15	30	19	11	15	8
	Disclosed outside 35 days	5	4	4	4	9	6	5	5	3	1	6	

Scrutiny

The PCC has also requested for additional information to aid transparency of the Force and they fall under different headings in line with the pledge of being Transparent.

Stop and Search Data (Q1)



Stop and search | Police.uk (www.police.uk)

Stop Search by Demographic Group

Stops Between:

01/04/2024 30/06/2024

CSP

All

Search Reason

All

Demographic Category

Self Defined Ethnicity

Last Refreshed:

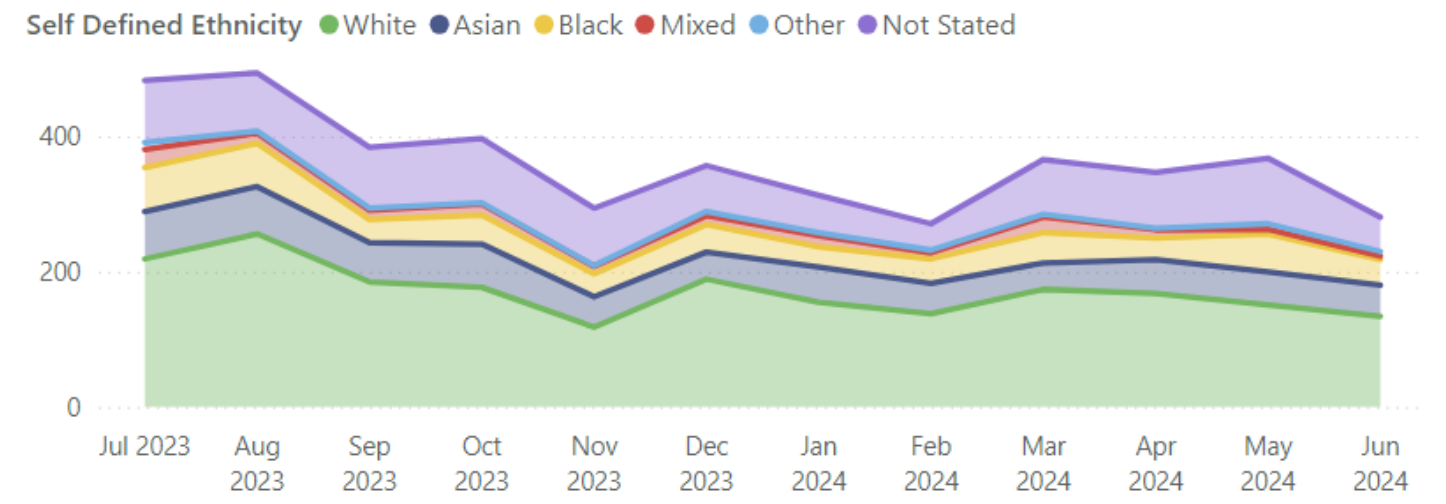
16/07/2024 06:01

Self Defined Ethnicity - Bedfordshire - All Search Reasons

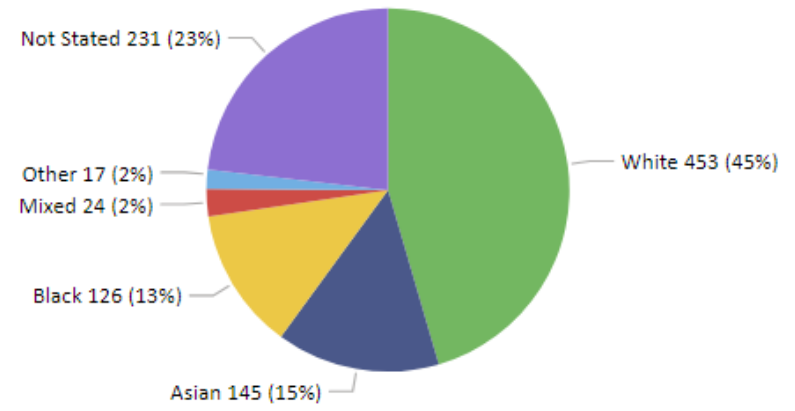
Bedfordshire

Self Defined Ethnicity	Stops	Population	per 1000 Pop.	Ratio
White	453	507,514	0.89	1.0
Asian	145	116,911	1.24	1.4
Black	126	39,600	3.18	3.6
Mixed	24	27,089	0.89	1.0
Other	17	13,612	1.25	1.4
Not Stated	231			
Total	996	704,726	1.41	1.6

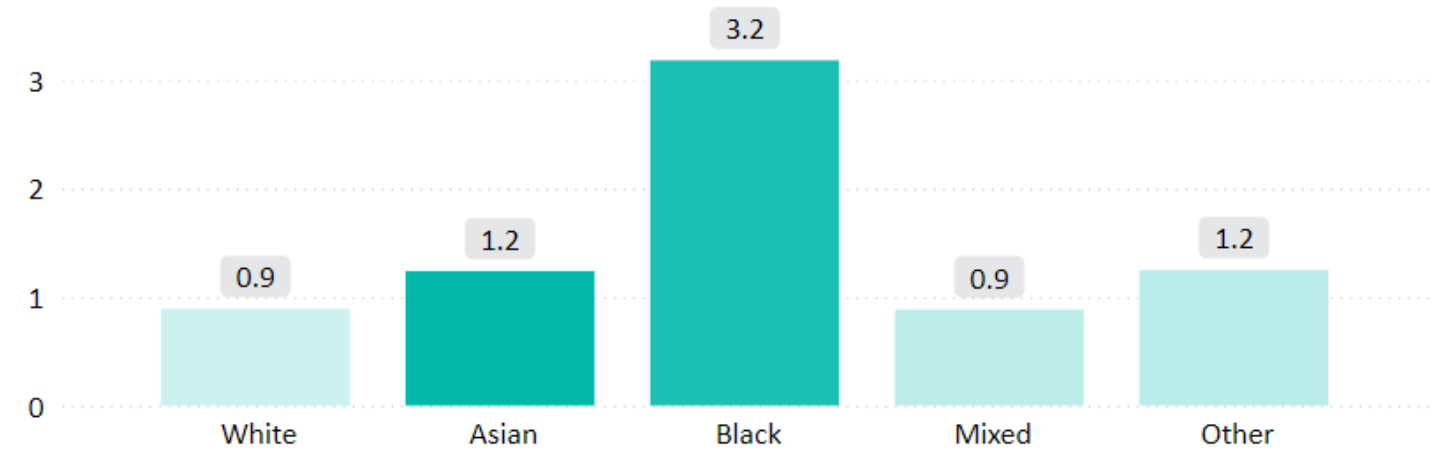
By Month



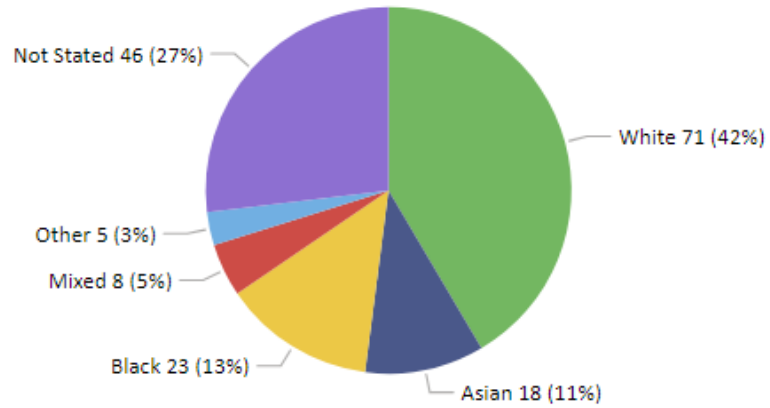
Self Defined Ethnicity



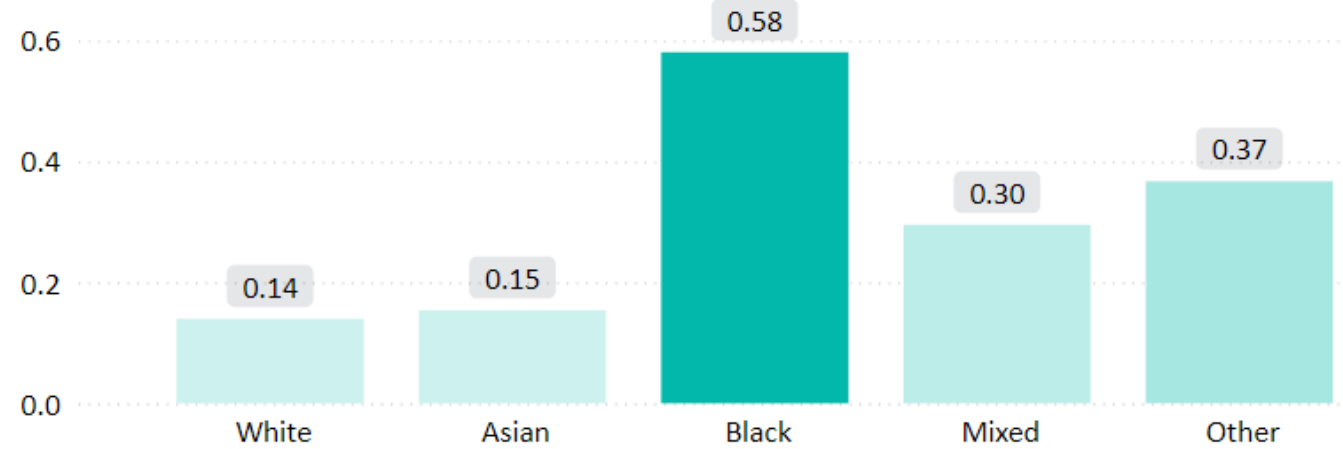
Stops per 1000 Population



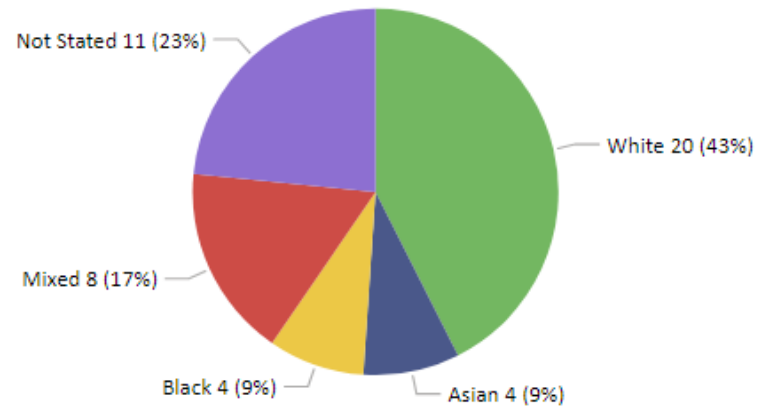
Reason = Weapons



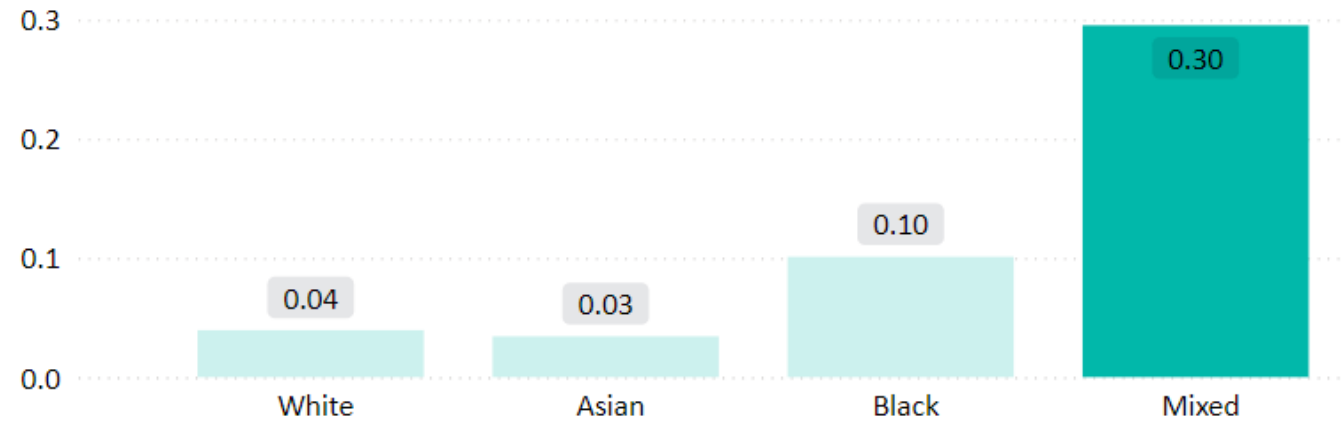
Stops per 1000 Population - Reason = Weapons



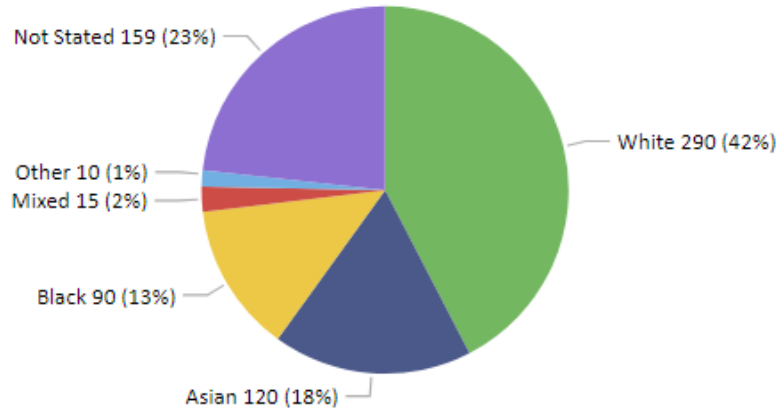
Weapons Seized



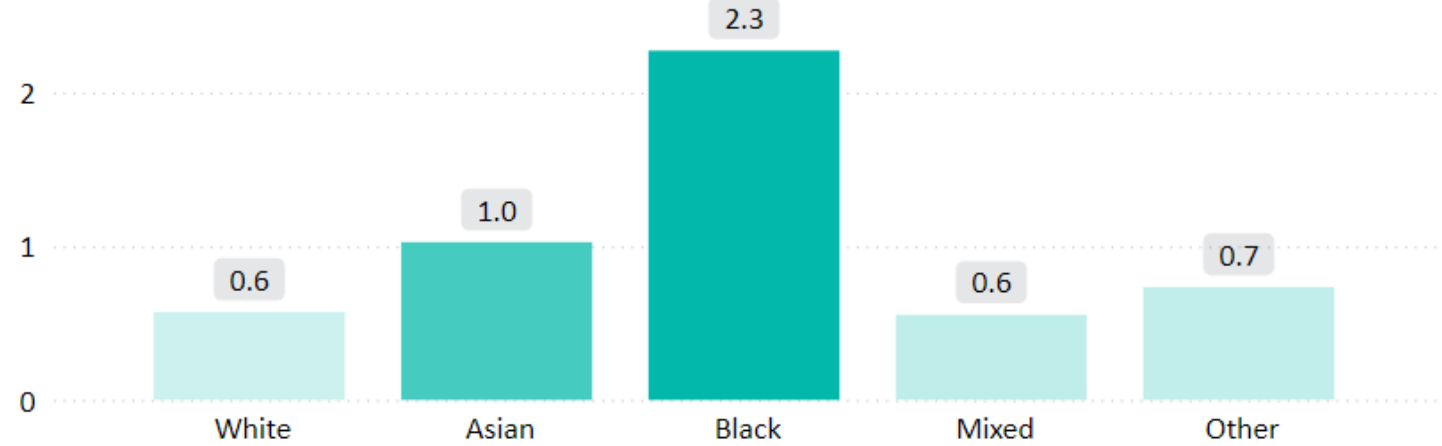
Stops per 1000 Population - Weapons Seized



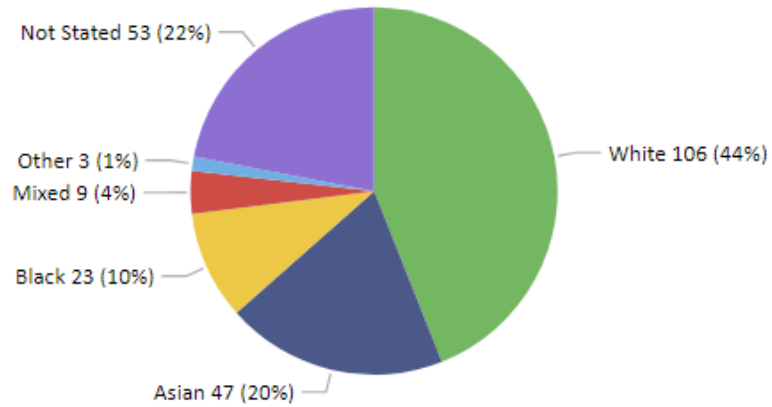
Reason = Drugs



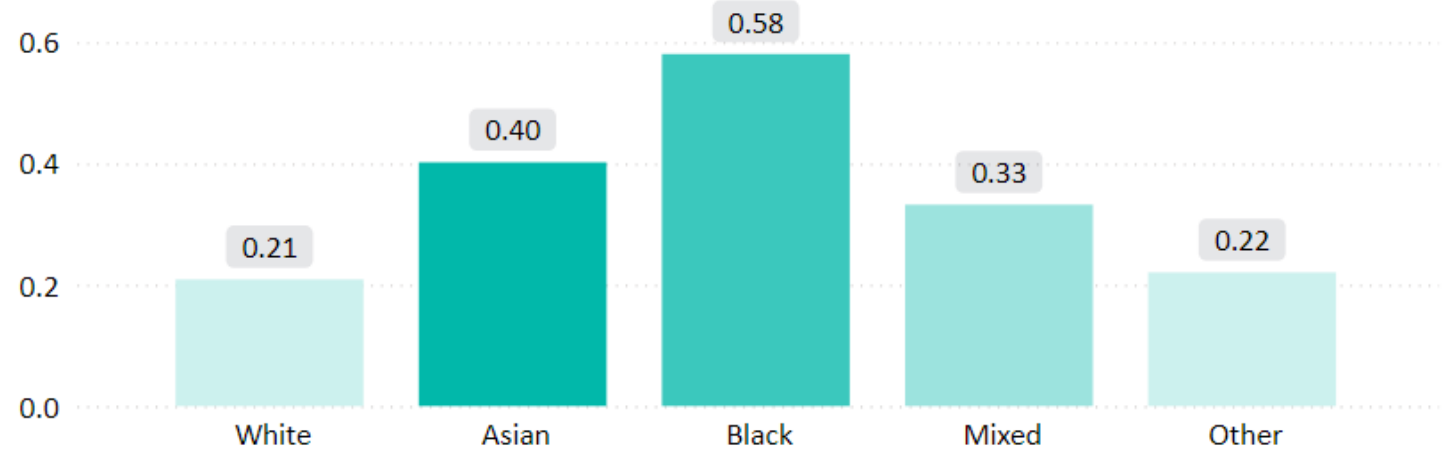
Stops per 1000 Population - Reason = Drugs



Drugs Seized



Stops per 1000 Population - Drugs Seized



Stop Search by Age

Stops Between:

01/04/2024 30/06/2024

CSP

All

Last Refreshed:

16/07/2024
06:01

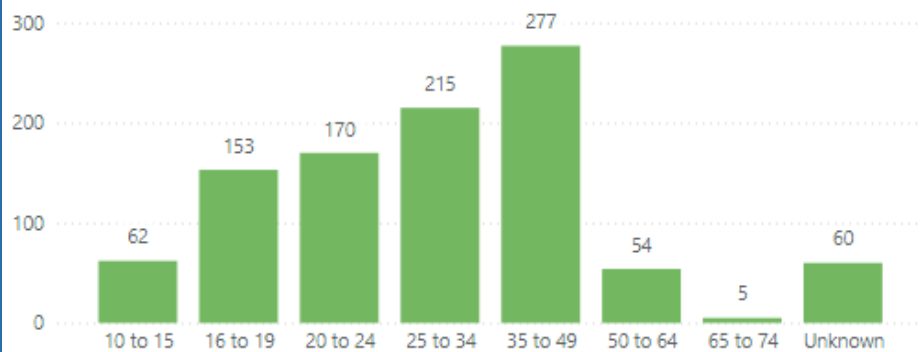
Age Bands by Officer Defined Ethnicity

Category	White	Asian	Black	Chinese	Arab	Unknown	Total
0 to 4							
5 to 9							
10 to 15	42	4	15		1		62
16 to 19	93	24	25		5	6	153
20 to 24	67	66	30		5	2	170
25 to 34	112	45	45	1	10	2	215
35 to 49	179	42	47	1	4	4	277
50 to 64	39	3	12				54
65 to 74	1		4				5
75 to 84							
85 and over							
Unknown	2					58	60
Total	535	184	178	2	25	72	996

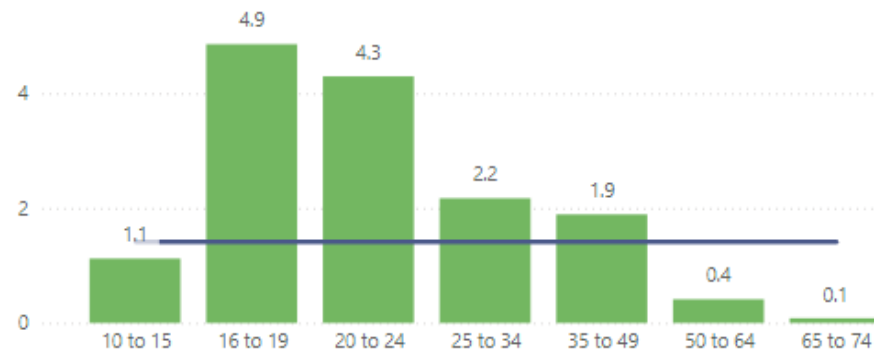
Age Bands by Self Defined Ethnicity

Category	White	Asian	Black	Mixed	Other	Not Stated	Total
0 to 4							
5 to 9							
10 to 15	34	1	9	5		13	62
16 to 19	73	23	16	6	4	31	153
20 to 24	58	47	21	4	3	37	170
25 to 34	91	41	33	5	6	39	215
35 to 49	162	30	32	3	3	47	277
50 to 64	32	3	12	1	1	5	54
65 to 74	1		3			1	5
75 to 84							
85 and over							
Unknown	2					58	60
Total	453	145	126	24	17	231	996

Stop Search Count by Age Band



Stop Search per 1000 population by Age Band



Outcomes (%) by Age

